
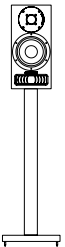






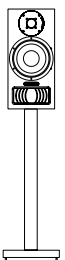






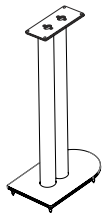















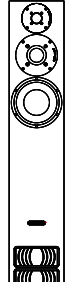








Modèles	Visuels	Spécifications	Finitions	PPI € TTC
<p><b>twenty5 </b></p> <p>Enceinte Bibliothèque 2 voies</p> 		<p><b>Freq response</b> 46Hz - 25kHz  <b>Sensitivity</b> 86.5dB 1W 1m  <b>Rec. amp power</b> 30 - 150W  <b>Effective ATL™</b> 1.72m 5.6ft  <b>Impedance</b> 8 Ohm  <b>Drive units</b> LF PMC 5.5"/140mm long-throw g-weave™ cone with cast alloy chassis            HF PMC/SEAS®, 19mm twenty5i series, SONOMEX™ fabric soft dome, Ferrofluid cooled, with 34mm surround and dispersion grille  <b>Crossover freq.</b> 1.7kHz  <b>Input connectors</b> One pair 4mm binding posts  <b>Dimensions</b> H 340mm 13.4"                              W 162mm 6.4"                              D 284mm 11.2" incl. binding posts (+9mm grille)  <b>Weight</b> 6kg 13.2 lbs ea.</p>	 OAK  WALNUT  WHITE SILK  DIAMOND BLACK	<p><b>Paire</b></p> <p><b>3 190 €</b></p>
<p><b>twenty5 </b></p> <p>Enceinte Bibliothèque 2 voies</p> 	 	<p><b>Freq response</b> 39Hz - 25kHz  <b>Sensitivity</b> 89dB 1W 1m  <b>Rec. amp power</b> 30 - 200W  <b>Effective ATL™</b> 2m 6.5ft  <b>Impedance</b> 8 Ohm  <b>Drive units</b> LF PMC 6.5"/170mm long-throw g-weave™ cone with cast alloy chassis            HF PMC/SEAS®, 19mm twenty5i series, SONOMEX™ fabric soft dome, Ferrofluid cooled, with 34mm surround and dispersion grille  <b>Crossover freq.</b> 1.7kHz  <b>Input connectors</b> One pair 4mm binding posts  <b>Dimensions</b> H 410mm 16.1"                              W 192mm 7.6"                              D 373mm 14.7" incl. binding posts (+9mm grille)  <b>Weight</b> 6kg 13.2 lbs ea.</p>	 OAK  WALNUT  WHITE SILK  DIAMOND BLACK	<p><b>Paire</b></p> <p><b>4 590 €</b></p>
<p><b>STD TWENTY5-2122</b></p> <p>Support Haute Performance</p> 			 BLACK	<p><b>540 €</b></p>

Modèles	Visuels	Spécifications	Finitions	PPI € TTC/ paire
<b>twenty5 237i</b> Enceinte colonne 2 voies 		<b>Freq response</b> 28Hz – 25kHz <b>Sensitivity</b> 86.5dB 1W 1m <b>Rec. amp power</b> 30 - 150W <b>Effective ATL™</b> 2m 6.5ft <b>Impedance</b> 8 Ohm <b>Drive units</b> LF PMC 5.5"/140mm long-throw g-weave™ cone with cast alloy chassis HF PMC/SEAS®, 19mm twenty5i series, SONOMEX™ fabric soft dome, Ferrofluid cooled, with 34mm surround and dispersion grille <b>Crossover freq.</b> 1.7kHz <b>Input connectors</b> One pair 4mm binding posts <b>Dimensions</b> H 907mm 35.7" (+20mm spikes) W 162mm 6.4" (238mm incl. plinth bars) D 330mm 13" (+9mm grille) <b>Weight</b> 15kg 33 lbs ea.	 OAK  WALNUT  WHITE SILK  DIAMOND BLACK	<b>Paire</b>   <b>5 590 €</b>
<b>twenty5 247i</b> Enceinte colonne 2 voies 	 	<b>Freq response</b> 27Hz - 25kHz <b>Sensitivity</b> 89dB 1W 1m <b>Rec. amp power</b> 30 - 200W <b>Effective ATL™</b> 3m 9.8ft <b>Impedance</b> 8 Ohm <b>Drive units</b> LF PMC 6.5"/170mm long-throw g-weave™ cone with cast alloy chassis HF PMC/SEAS®, 19mm twenty5i series, SONOMEX™ fabric soft dome, Ferrofluid cooled, with 34mm surround and dispersion grille <b>Crossover freq.</b> 1.7kHz <b>Input connectors</b> One pair 4mm binding posts <b>Dimensions</b> H 1015mm 40" (+20mm spikes) W 192mm 7.6" (275mm incl. plinth bars) D 419mm 16.5" (+9mm grille) <b>Weight</b> 23kg 50.6 lbs ea.	 OAK  WALNUT  WHITE SILK  DIAMOND BLACK	<b>Paire</b>   <b>7 990 €</b>
<b>twenty5 267i</b> Enceinte colonne 3 voies 	 	<b>Freq response</b> 27Hz - 25kHz <b>Sensitivity</b> 86dB 1W 1m <b>Rec. amp power</b> 50 - 300W <b>Effective ATL™</b> 3.3m 11ft <b>Impedance</b> 8 Ohm <b>Drive units</b> LF PMC 6.5"/170mm long-throw g-weave™ cone with cast alloy chassis MF PMC 50mm chambered soft dome mid-range HF PMC/SEAS®, 19mm twenty5i series, SONOMEX™ fabric soft dome, Ferrofluid cooled, with 34mm surround and dispersion grille <b>Crossover freq.</b> 400Hz, 4kHz <b>Input connectors</b> One pair 4mm binding posts <b>Dimensions</b> H 1040mm 40.9" (+20mm spikes) W 192mm 7.6" (275mm incl. plinth bars) D 439mm 17.3" (+15mm grille) <b>Weight</b> 25kg 55.1 lbs ea.	 OAK  WALNUT  WHITE SILK  DIAMOND BLACK	<b>Paire</b>   <b>12 690 €</b>

Modèles	Visuels	Spécifications	Finitions	PPI € TTC/ paire
<p><b>twenty5</b> </p> <p>Enceinte centrale 2 voies</p> 	 	<p><b>Freq response</b> 45Hz - 25kHz  <b>Sensitivity</b> 90dB 1W 1m  <b>Rec. amp power</b> 30 - 200W  <b>Effective ATL™</b> 1.8m 5.9ft  <b>Impedance</b> 6 Ohm  <b>Drive units</b> LF 2 x PMC 5.5"/140mm long-throw g-weave™ cone with cast alloy chassis  HF PMC/SEAS®, 19mm twenty5i series, SONOMEX™ fabric soft dome, Ferrofluid cooled, with 34mm surround and dispersion grille  <b>Crossover freq.</b> 1.7kHz  <b>Input connectors</b> One pair 4mm binding posts  <b>Dimensions</b> H 174mm 6.9"  W 554mm 21.8"  D 314mm 12.4" incl. binding posts (+9mm grille)  <b>Weight</b> 11kg 24.3 lbs ea.</p>	 OAK  WALNUT  WHITE SILK  DIAMOND BLACK	<p><b>Unité</b></p> <p><b>3 190 €</b></p>
<p><b>twenty5</b> </p> <p>Caisson de basse</p> 	 	<p><b>Freq response</b> 22Hz - 200Hz  <b>Effective ATL™</b> 3m 9.8ft  <b>Drive units</b> LF 2 x PMC 6.5"/170mm long-throw g-weave™ cone with cast alloy chassis  <b>Input connectors</b> 2 x balanced analogue (left/right XLR female) (RCA unbalanced adapter provided)  1 x AES digital XLR female (accepts 32 -192kHz, 24bit)  <b>Output connectors</b> 2 x balanced analogue (left/right XLR male)  1 x AES output XLR (male)  NB: Both analogue and digital outputs are active regardless of source  <b>Mains power</b> IEC connector 90-132V / 180-264V AC auto-sensing  <b>Amplifier power</b> 400Wrms Class-D  <b>User controls</b> 1 x Parametric EQ  - Gain: -8.00 to +8dB  - Freq: 20Hz-150Hz  - Q: 1 to 8 in 0.5  Selectable LF rolloff slope: off (6dB/Oct, 12dB/Oct, 18dB/Oct)  Selectable LF rolloff frequency points: 50Hz, 80Hz, 120Hz, 150Hz, 200Hz  +10dB Gain: off/on  Phase reverse: off/on  Phase: 0-80 degrees in 5-degree steps  <b>Volume range</b> -48.5dB to +15dB  <b>Dimensions</b> H 587mm 23.1" (+20mm spikes)  W 200mm 7.9" (274mm incl. plinth bars)  D 516mm 20.3" (+9mm grille)  <b>Weight</b> 25kg 55.1 lbs ea.</p>	 DIAMOND BLACK	<p><b>Unité</b></p> <p><b>5 760 €</b></p>