
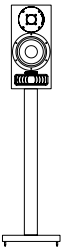






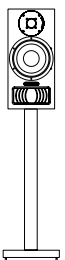





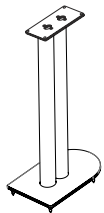














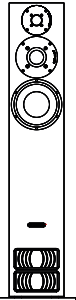







Modèles	Visuels	Spécifications	Finitions	PPI € TTC
<p>twenty5  Enceinte Bibliothèque 2 voies</p> 		<p>Freq response 46Hz - 25kHz Sensitivity 86.5dB 1W 1m Rec. amp power 30 - 150W Effective ATL™ 1.72m 5.6ft Impedance 8 Ohm Drive units LF PMC 5.5"/140mm long-throw g-weave™ cone with cast alloy chassis HF PMC/SEAS®, 19mm twenty5i series, SONOMEX™ fabric soft dome, Ferrofluid cooled, with 34mm surround and dispersion grille Crossover freq. 1.7kHz Input connectors One pair 4mm binding posts Dimensions H 340mm 13.4" W 162mm 6.4" D 284mm 11.2" incl. binding posts (+9mm grille) Weight 6kg 13.2 lbs ea.</p>	 OAK  WALNUT  WHITE SILK  DIAMOND BLACK	<p>Paire</p> <p>3 190 €</p>
<p>twenty5  Enceinte Bibliothèque 2 voies</p> 		<p>Freq response 39Hz - 25kHz Sensitivity 89dB 1W 1m Rec. amp power 30 - 200W Effective ATL™ 2m 6.5ft Impedance 8 Ohm Drive units LF PMC 6.5"/170mm long-throw g-weave™ cone with cast alloy chassis HF PMC/SEAS®, 19mm twenty5i series, SONOMEX™ fabric soft dome, Ferrofluid cooled, with 34mm surround and dispersion grille Crossover freq. 1.7kHz Input connectors One pair 4mm binding posts Dimensions H 410mm 16.1" W 192mm 7.6" D 373mm 14.7" incl. binding posts (+9mm grille) Weight 6kg 13.2 lbs ea.</p>	 OAK  WALNUT  WHITE SILK  DIAMOND BLACK	<p>Paire</p> <p>4 590 €</p>
<p>STD TWENTY5-2122 Support Haute Performance</p> 			 BLACK	<p>540 €</p>

Modèles	Visuels	Spécifications	Finitions	PPI € TTC/ paire
<p>twenty5 237i</p> <p>Enceinte colonne 2 voies</p> 		<p>Freq response 28Hz – 25kHz Sensitivity 86.5dB 1W 1m Rec. amp power 30 - 150W Effective ATL™ 2m 6.5ft Impedance 8 Ohm Drive units LF PMC 5.5"/140mm long-throw g-weave™ cone with cast alloy chassis HF PMC/SEAS®, 19mm twenty5i series, SONOMEX™ fabric soft dome, Ferrofluid cooled, with 34mm surround and dispersion grille Crossover freq. 1.7kHz Input connectors One pair 4mm binding posts Dimensions H 907mm 35.7" (+20mm spikes) W 162mm 6.4" (238mm incl. plinth bars) D 330mm 13" (+9mm grille) Weight 15kg 33 lbs ea.</p>	 OAK  WALNUT  WHITE SILK  DIAMOND BLACK	<p>Paire</p> <p>5 590 €</p>
<p>twenty5 247i</p> <p>Enceinte colonne 2 voies</p> 	 <p style="text-align: center;">Meilleur achat HAUTE FIDELITE</p>	<p>Freq response 27Hz - 25kHz Sensitivity 89dB 1W 1m Rec. amp power 30 - 200W Effective ATL™ 3m 9.8ft Impedance 8 Ohm Drive units LF PMC 6.5"/170mm long-throw g-weave™ cone with cast alloy chassis HF PMC/SEAS®, 19mm twenty5i series, SONOMEX™ fabric soft dome, Ferrofluid cooled, with 34mm surround and dispersion grille Crossover freq. 1.7kHz Input connectors One pair 4mm binding posts Dimensions H 1015mm 40" (+20mm spikes) W 192mm 7.6" (275mm incl. plinth bars) D 419mm 16.5" (+9mm grille) Weight 23kg 50.6 lbs ea.</p>	 OAK  WALNUT  WHITE SILK  DIAMOND BLACK	<p>Paire</p> <p>7 990 €</p>
<p>twenty5 267i</p> <p>Enceinte colonne 3 voies</p> 		<p>Freq response 27Hz - 25kHz Sensitivity 86dB 1W 1m Rec. amp power 50 - 300W Effective ATL™ 3.3m 11ft Impedance 8 Ohm Drive units LF PMC 6.5"/170mm long-throw g-weave™ cone with cast alloy chassis MF PMC 50mm chambered soft dome mid-range HF PMC/SEAS®, 19mm twenty5i series, SONOMEX™ fabric soft dome, Ferrofluid cooled, with 34mm surround and dispersion grille Crossover freq. 400Hz, 4kHz Input connectors One pair 4mm binding posts Dimensions H 1040mm 40.9" (+20mm spikes) W 192mm 7.6" (275mm incl. plinth bars) D 439mm 17.3" (+15mm grille) Weight 25kg 55.1 lbs ea.</p>	 OAK  WALNUT  WHITE SILK  DIAMOND BLACK	<p>Paire</p> <p>12 690 €</p>

Modèles	Visuels	Spécifications	Finitions	PPI € TTC/ paire
<p>twenty5 </p> <p>Enceinte centrale 2 voies</p> 	 	<p>Freq response 45Hz - 25kHz Sensitivity 90dB 1W 1m Rec. amp power 30 - 200W Effective ATL™ 1.8m 5.9ft Impedance 6 Ohm Drive units LF 2 x PMC 5.5"/140mm long-throw g-weave™ cone with cast alloy chassis HF PMC/SEAS®, 19mm twenty5i series, SONOMEX™ fabric soft dome, Ferrofluid cooled, with 34mm surround and dispersion grille Crossover freq. 1.7kHz Input connectors One pair 4mm binding posts Dimensions H 174mm 6.9" W 554mm 21.8" D 314mm 12.4" incl. binding posts (+9mm grille) Weight 11kg 24.3 lbs ea.</p>	 OAK  WALNUT  WHITE SILK  DIAMOND BLACK	<p>Unité</p> <p>3 190 €</p>
<p>twenty5 </p> <p>Caisson de basse</p> 	 	<p>Freq response 22Hz - 200Hz Effective ATL™ 3m 9.8ft Drive units LF 2 x PMC 6.5"/170mm long-throw g-weave™ cone with cast alloy chassis Input connectors 2 x balanced analogue (left/right XLR female) (RCA unbalanced adapter provided) 1 x AES digital XLR female (accepts 32 -192kHz, 24bit) Output connectors 2 x balanced analogue (left/right XLR male) 1 x AES output XLR (male) NB: Both analogue and digital outputs are active regardless of source Mains power IEC connector 90-132V / 180-264V AC auto-sensing Amplifier power 400Wrms Class-D User controls 1 x Parametric EQ - Gain: -8.00 to +8dB - Freq: 20Hz-150Hz - Q: 1 to 8 in 0.5 Selectable LF rolloff slope: off (6dB/Oct, 12dB/Oct, 18dB/Oct) Selectable LF rolloff frequency points: 50Hz, 80Hz, 120Hz, 150Hz, 200Hz +10dB Gain: off/on Phase reverse: off/on Phase: 0-80 degrees in 5-degree steps Volume range -48.5dB to +15dB Dimensions H 587mm 23.1" (+20mm spikes) W 200mm 7.9" (274mm incl. plinth bars) D 516mm 20.3" (+9mm grille) Weight 25kg 55.1 lbs ea.</p>	 DIAMOND BLACK	<p>Unité</p> <p>5 760 €</p>